




From SAIL: **S**ystems  
**A**ligned **I**n **L**earning

# The Be **READY** Rover Review


April's Storytime Theme: **Same and Different**

**READ**



*My Cousin Momo* by Zachariah O'Hora

*We're Different, We're the Same* by Bobbie Kates and Joe Mathieu.



We try to achieve the 6 early literacy skills - **Print Motivation, Print Awareness, Letter Knowledge, Vocabulary, Phonological Awareness** ( such as rhyming words), and **Narrative Skills** – by including 5 basic activities in our lesson plans: **TALK, SING, READ, WRITE, PLAY.**

**TALK**

“How was Momo different from his 2 squirrel cousins? How did the 2 cousins feel about the way Momo did things? How did they make Momo feel? What happened when they tried doing things Momo’s way?”

**SING**

While looking at different examples of eyes, mouths, hair, and noses in the book above, from Sesame Street; “Each of these things is not like the other, but that doesn’t mean they do not belong. Can you tell me how each of these things is alike, before I finish my song?” (to the tune of “One of these things is not like the other”, sung on Sesame Street.)

**WRITE**

We also focused on the letters M and O. The children drew large “M”s on paper and made them into mountains, and colored the picture with crayons and markers. Then they were given a paper with a large letter O that looked like a ship’s porthole, and colored it in to look like the ocean.

**PLAY**

The children decided how a stuffed squirrel and a flying squirrel puppet were different and the same. The children also matched up pictures that began with “L” or “M” with their correct beginning sound, on the magnetic board..


### More Activities:

**Building shapes;** Use masking tape to make outlines of different shapes on the floor or rug, then ask the children to make the shapes by laying blocks on the outlines. Ask them to tell you the name of each shape.

**Watch a video about a flying squirrel.** Nat Geo Wild has a fantastic one on YouTube: <https://www.youtube.com/watch?v=1-FHzf4xnWw>

**Make paper airplanes.** (<http://www.foldnfly.com/>) is one site with paper airplane design directions. Take them outside. Mark where each lands. Which airplane flew the furthest? Why do you think that airplane went that far? Try launching the airplanes from different heights to see how far they fly. For example, stand at the top of a set of stairs.

### Spring Activities:



**Draw a basic tree shape, rubber band or tape a bundle of Q-tips together, then let the children dip the bundle into paint and dab onto the branches.**



Invitation To Create  
**Flower Garden**  
[www.CuttingInlyBites.com](http://www.CuttingInlyBites.com)



From Pinterest

If there are certain kinds of books or materials you would like me to bring out to you, just call me at : **717-207-0500 ext. 1201**, or email : **mbenson@lancasterlibraries.org**