


From SAIL: **S**ystems
Aligned **I**n Learning


The Be **READY** Rover Review

June's Storytime Theme: **Music Rocks!**


READ




Music is...
Brandon Stosuy



Music Música
Milet Publishing



Mary Wore Her Red Dress
Merle Peek



The Bremen-Town Musicians
Retold by Ilse Plume

We try to achieve the 6 early literacy skills - **Print Motivation, Print Awareness, Letter Knowledge, Vocabulary, Phonological Awareness** (such as rhyming words), and **Narrative Skills** – by including 5 basic activities in our lesson plans: **TALK, SING, READ, WRITE, PLAY.**

TALK

What is music? What kinds of music do you like? How does music make you feel?

Accompanied by shakers, I *sang* the book, *Mary Wore Her Red Dress*, then we all sang the song, using the children's names and the colors they were wearing.

SING

We also listened to samples of different kinds of music, and the sounds different instruments make, on CD's.

WRITE

Preschoolers made puppets of the characters from *The Bremen-Town Musicians*, using brown paper bags stuffed with crumpled newspapers for the puppet's head. These were taped to paper towel tubes. The children then used glue sticks to attach pre-cut features, and used mailing dot stickers for the eyes.

Younger children made a simple drum from 2 paper bowls stapled together, which they decorated with markers and stickers.

PLAY

The preschoolers used the puppets to retell *The Bremen-Town Musicians*, following the sequence of the animals' actions, and providing the animals' "music". The younger children practiced beating out the syllables to their names, with the chant, "**Hickety, pickety Bumble Bee**".

More Activities:

As anyone knows who has seen or heard of the percussion group, *Stomp!*, you don't need traditional instruments to make music; pots and pans, spoons, whisks, plastic containers, tubs, trash cans, boxes, aluminum plates, PVC pipes, tin cans, blocks, combs, cardboard tubes, cups, plates, **ETC!** Try lining up sturdy glasses, and filling them with different amounts of water, then "playing" them with spoons. An empty oatmeal box = instant drum. A plastic water bottle half-filled with rice = maraca.

IT'S TIME FOR THE SUMMER READING PROGRAM -LIBRARIES ROCK!

From June 2 to August 11th, children from birth to 4 years can win free tickets to **Bounce Kraze, Strasburg RR, McDonald's**, and a **magic show** by doing activities and listening to books and tracking them on the summer reading log. Children 5 to 9 can also win free tickets for **bowling, skating, mini golf, Barnyard Kingdom, and Dutch Wonderland!** I will deliver the reading logs to the providers; return the completed reading logs to me for the prizes!

If there are certain kinds of books or materials you would like me to bring out to you, just call me at : **717-207-0500 ext. 1201**, or email : **mbenson@lancasterlibraries.org**

Super Simple Crafts



Make maracas from rice-filled plastic eggs. Tape plastic spoons on each side with colored or white tape that the children can decorate.



Make Rainsticks from cardboard tubes. Decorate, then twist pipe-cleaners into a coil and insert. Add some rice, and seal the ends with duct tape or heavy paper secured with rubber bands.

From Pinterest